

**OXFORD CAMBRIDGE AND RSA EXAMINATIONS**

**Monday 8 November 2021 – Morning**

**GCSE (9–1) Mathematics**

**J560/06 Paper 6 (Higher Tier)**

**Time allowed: 1 hour 30 minutes  
plus your additional time allowance**

**YOU CAN USE:**

**a scientific or graphical calculator  
geometrical instruments  
tracing paper  
model for question 17**

**Please write clearly in black ink.**

**Centre number**

--	--	--	--	--

**Candidate number**

--	--	--	--

**First name(s)** \_\_\_\_\_

**Last name** \_\_\_\_\_

**READ INSTRUCTIONS OVERLEAF**



## **INSTRUCTIONS**

**Use black ink. You can use an HB pencil, but only for graphs and diagrams.**

**Write your answer to each question in the space provided. If you need extra space, use the lined pages at the end of this booklet. The question numbers must be clearly shown.**

**Answer ALL the questions.**

**Where appropriate, your answer should be supported with working. Marks might be given for using a correct method, even if your answer is wrong.**

**Use the  $\pi$  button on your calculator or take  $\pi$  to be 3.142 unless the question says something different.**

## **INFORMATION**

**The total mark for this paper is 100.**

**The marks for each question are shown in brackets [ ].**

## **ADVICE**

**Read each question carefully before you start your answer.**

**BLANK PAGE**

**Answer ALL the questions.**

**1 This table shows the names and areas of five lakes.**

<b>Name of Lake</b>	<b>Area in km<sup>2</sup></b>
<b>Ladoga</b>	<b><math>1.81 \times 10^4</math></b>
<b>Mweru</b>	<b><math>5.12 \times 10^3</math></b>
<b>Tana</b>	<b><math>3.20 \times 10^3</math></b>
<b>Topozero</b>	<b><math>9.86 \times 10^2</math></b>
<b>Victoria</b>	<b><math>6.89 \times 10^4</math></b>

**(a) Write the area of Lake Mweru as an ordinary number.**

**(a) \_\_\_\_\_ km<sup>2</sup> [1]**

**(b) Write the lakes in the order of their area, starting with the SMALLEST.**

\_\_\_\_\_ [2]  
smallest \_\_\_\_\_ largest

**(c) Calculate the difference between the areas of Lake Ladoga and Lake Tana.  
Give your answer in standard form, correct to 2 significant figures.**

**(c) \_\_\_\_\_ km<sup>2</sup> [4]**

**2 Azmi, Beth and Callum share a flat.**

**(a) The monthly rent is £760.**

**They share the rent in the ratio 2 : 3 : 3.**

**How much does Beth pay for rent each month?**

**(a) £ \_\_\_\_\_ [2]**

- (b) Azmi, Beth and Callum also share the fuel bill in the ratio 2 : 3 : 3.  
Callum pays £36 for fuel each month.

How much does Azmi pay for fuel each month?

(b) £ \_\_\_\_\_ [2]

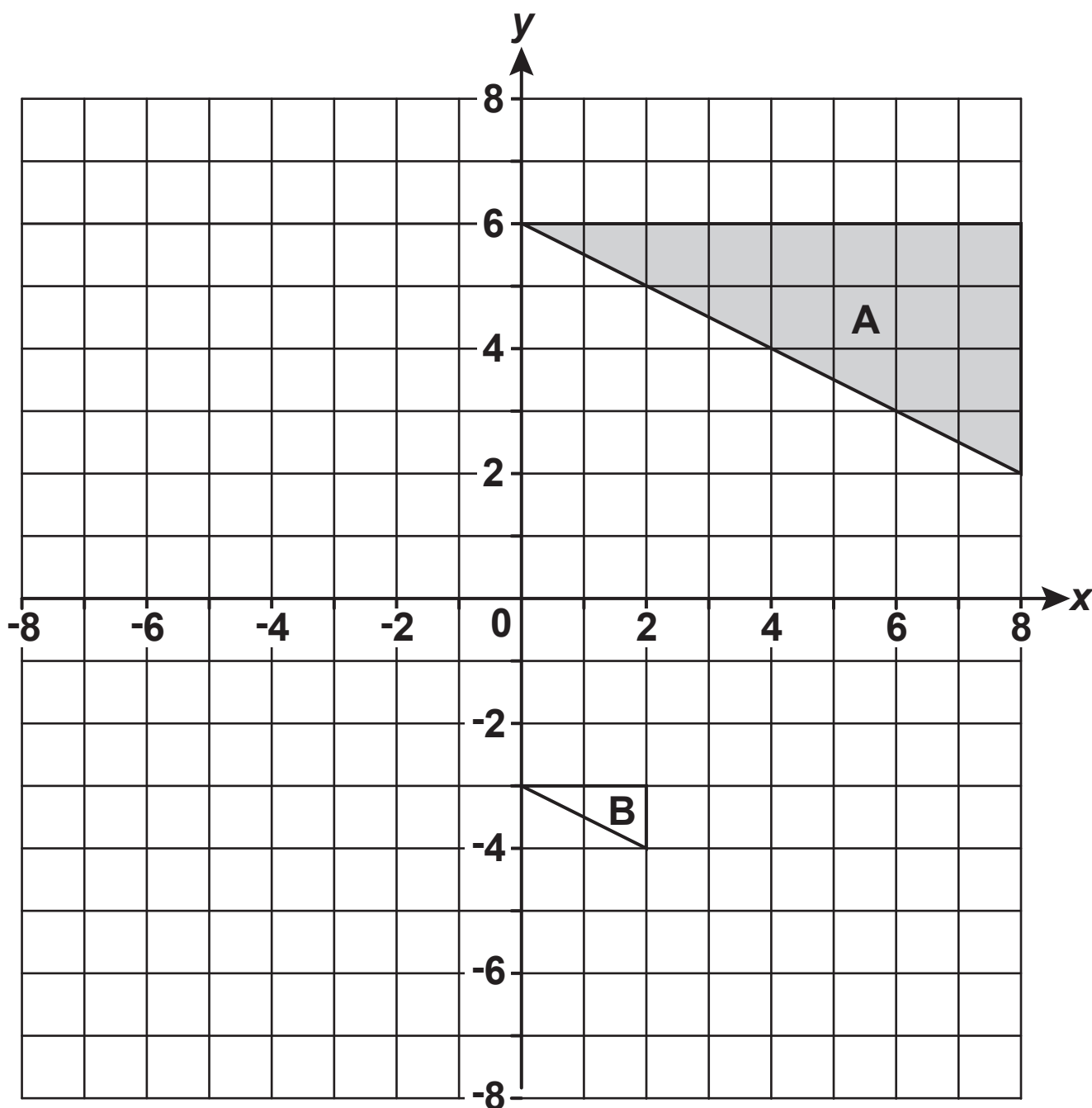
**3 Multiply out and simplify.**

$$3(x + 2) - (x - 1)$$

\_\_\_\_\_ **[2]**



- 4 Triangle A and triangle B are drawn on the coordinate grid.



- (a) Reflect triangle A in the line  $x = 0$ . [2]
- (b) Describe fully the SINGLE transformation that maps triangle A onto triangle B.

---

---

[3]

- 5 Ling throws a six-sided dice 300 times.  
The table shows the frequencies of their results.

(a) Complete the table to show the relative frequencies.

Number on dice	1	2	3	4	5	6
Frequency	42	27	57	60	39	75
Relative frequency			0.19			

[2]

(b) Ling thinks that the dice may be biased.

(i) Explain why evidence from the table could support their opinion.

---

---

---

[1]

(ii) Explain why the dice may, in fact, NOT be biased.

---

---

---

[1]

**6 A bag of sweets contains jellies, mints and toffees.**

**The ratio of jellies to mints is  $n : 2$ .**

**The ratio of mints to toffees is  $5 : 3n$ .**

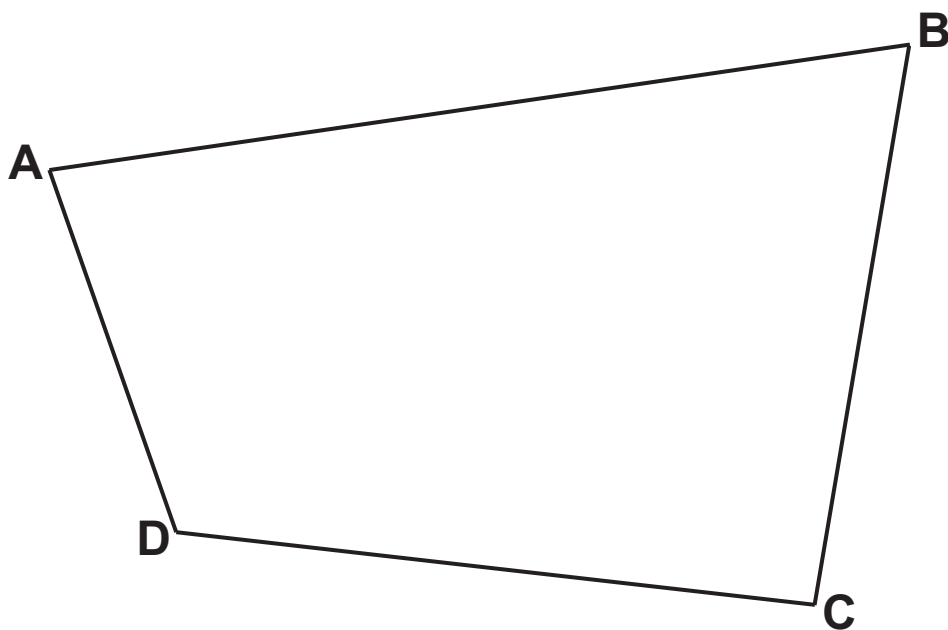
**Work out the ratio of jellies to toffees.**

**Give your answer in its simplest form.**

\_\_\_\_\_ : \_\_\_\_\_ [4]

**7 The scale drawing represents a park, ABCD.**

**SCALE: 1 cm REPRESENTS 10 m**



**A straight path goes across the park from B.  
The path is always the same distance from side AB  
and side BC.**

- (a) Construct the route followed by the path.  
Show all your construction lines. [2]
- (b) A bench is to be placed on the path.  
The bench must be no more than 50 m from C.

Construct the locus of the possible positions of the bench.

Indicate clearly on the diagram where the bench can be placed. [3]

- 8 (a) Train A travels 120 km at a constant speed of 80 km/h.  
Train B travels 120 km at a constant speed of 50 km/h.

How many more minutes does train B take to travel 120 km than train A?

(a) \_\_\_\_\_ minutes [4]

**(b) Train C has a speed of  $x$  km/h.**

**Write an algebraic expression for train C's speed in metres per second.**

**(b) \_\_\_\_\_ m/s [2]**

- 9 The width,  $w$ , of a kitchen cupboard is 60 cm, correct to the nearest centimetre.**

**(a) Complete the error interval for the width,  $w$ .**

**(a) \_\_\_\_\_  $\leq w <$  \_\_\_\_\_ [2]**

**(b) Six of these kitchen cupboards are to be placed side by side along a kitchen wall.  
The wall is 363 cm long, correct to the nearest centimetre.**

**(i) Show that the six cupboards may NOT fit along the wall. [3]**

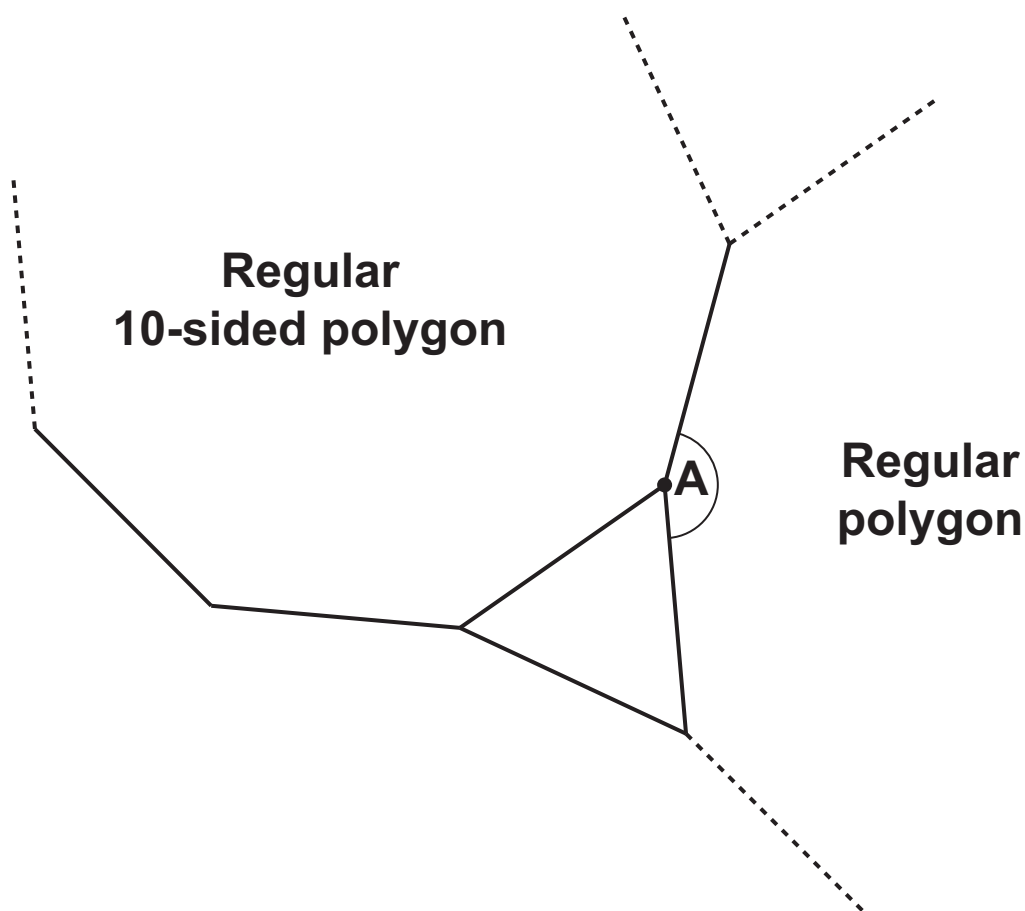


- (ii) Find the upper bound of the space remaining if six cupboards do fit along the wall.

(b)(ii) \_\_\_\_\_ cm [3]

- 10 An equilateral triangle, a regular 10-sided polygon and another regular polygon meet at a point.

NOT TO SCALE



- (a) Show that angle A is  $156^\circ$ . [3]

**(b) Work out the number of sides of the other regular polygon.**

**(b) \_\_\_\_\_ [2]**

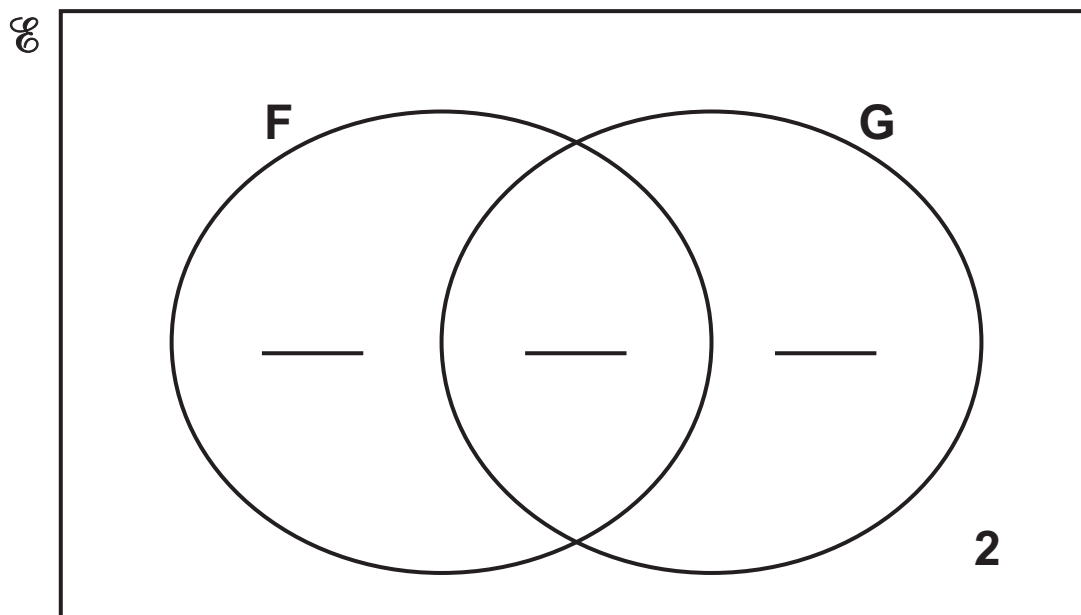
**11 In a class of 30 students**

**17 study French (F)**

**20 study German (G)**

**2 do not study either subject.**

**(a) Complete the Venn diagram. [3]**



**(b) Two of the 30 students are chosen at random.**

**Calculate the probability that one of these two students studies French but not German and the other studies German but not French.  
You must show your working.**

**(b) \_\_\_\_\_ [5]**

- 12 A solid metal sphere has mass 235 g.  
The density of the metal is  $7.78 \text{ g/cm}^3$ .

Show that the surface area of this sphere is  $46.9 \text{ cm}^2$ ,  
correct to 3 significant figures.  
You must show your working.

[For a sphere with radius  $r$ : Volume  $= \frac{4}{3}\pi r^3$

Surface area  $= 4\pi r^2$ .] [6]

- 13 A straight line passes through the point  $(8, 1)$  and is perpendicular to the line  $y = 4x - 2$ .

Find the equation of the line, giving your answer in the form  $y = mx + c$ .

**14**  $y$  is inversely proportional to the square root of  $x$ .  
 $y = 5$  when  $x = 36$ .

**(a)** Find a formula linking  $x$  and  $y$ .

**(a)** \_\_\_\_\_ **[3]**

**(b)** Find the value of  $x$  when  $y = 20$ .

**(b)**  $x =$  \_\_\_\_\_ **[3]**



**15 (a) Show that the equation  $x^3 - 5x - 1 = 0$  has a solution between  $x = 2$  and  $x = 3$ . [3]**

**(b) Find this solution correct to 1 decimal place.  
You must show your working.**

**(b)  $x =$  \_\_\_\_\_ [4]**

**16 The following kinematics formulas may be used in this question.**

$$\mathbf{v = u + at}$$

$$\mathbf{s = ut + \frac{1}{2}at^2}$$

$$\mathbf{v^2 = u^2 + 2as}$$

**The initial velocity of a particle is 20 m/s.**

**The acceleration of the particle is -8 m/s<sup>2</sup>.**

**After  $t$  seconds, the particle has travelled 25 m.**

**(a) Show that  $4t^2 - 20t + 25 = 0$ . [3]**

(b) Solve  $4t^2 - 20t + 25 = 0$ .

(b)  $t =$  \_\_\_\_\_ [3]

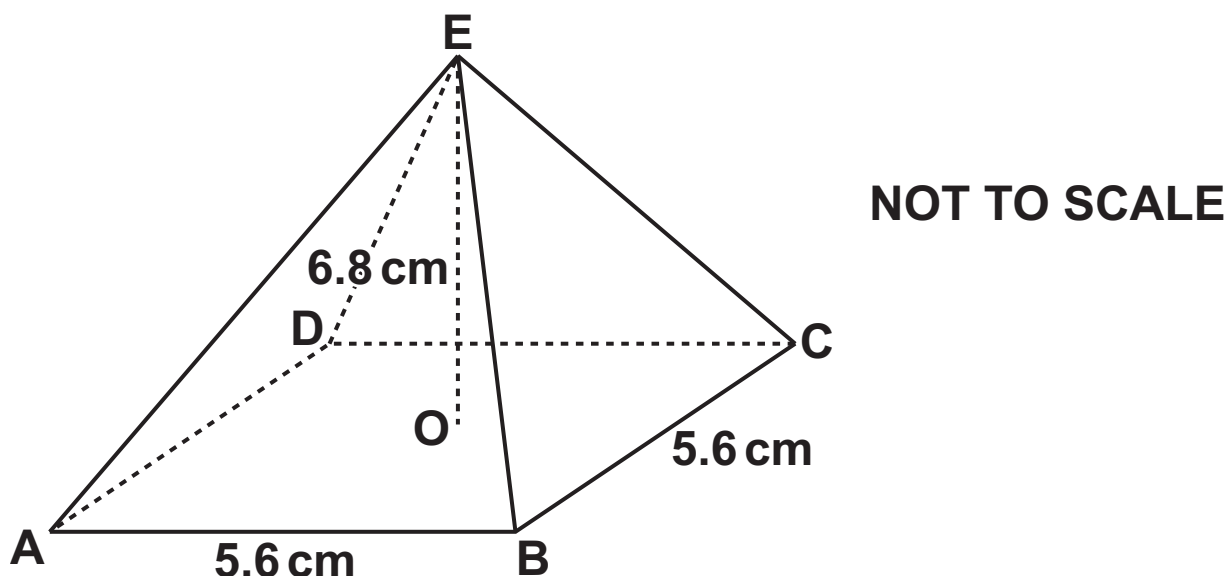
**(c) Show that the particle is stationary when it has travelled 25 m.**

---

---

**[3]**

- 17 The diagram shows a pyramid  $ABCDE$ . You may use a model to help you.



The pyramid has a square horizontal base  $ABCD$  with side  $5.6\text{ cm}$ .

The vertex  $E$  is vertically above the centre  $O$  of the base.

The height  $OE$  of the pyramid is  $6.8\text{ cm}$ .

Calculate the surface area of the pyramid.  
You must show your working.

\_\_\_\_\_  $\text{cm}^2$  [5]  
30

**18 Rearrange this formula to make  $y$  the subject.**

$$\frac{5y + 2}{y} = \frac{3t - 7}{2}$$

\_\_\_\_\_ [5]

**END OF QUESTION PAPER**

### ADDITIONAL ANSWER SPACE

**If additional space is required, you should use the following lined page(s). The question number(s) must be clearly shown in the margin(s).**

[illegible]









[illegible]

## Copyright Information

**OCR is committed to seeking permission to reproduce all third-party content that it uses in its assessment materials. OCR has attempted to identify and contact all copyright holders whose work is used in this paper. To avoid the issue of disclosure of answer-related information to candidates, all copyright acknowledgements are reproduced in the OCR Copyright Acknowledgements Booklet. This is produced for each series of examinations and is freely available to download from our public website ([www.ocr.org.uk](http://www.ocr.org.uk)) after the live examination series.**

**If OCR has unwittingly failed to correctly acknowledge or clear any third-party content in this assessment material, OCR will be happy to correct its mistake at the earliest possible opportunity.**

**For queries or further information please contact The OCR Copyright Team,  
The Triangle Building, Shaftesbury Road, Cambridge CB2 8EA.**

**OCR is part of the Cambridge Assessment Group; Cambridge Assessment is the brand name of University of Cambridge Local Examinations Syndicate (UCLES), which is itself a department of the University of Cambridge.**